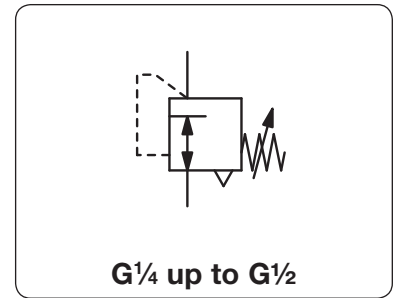


"Midi" Pressure Regulator

R10 / R11

Description	All-purpose, high-performance, diaphragm regulator with high flow.		
Media	compressed air or non-corrosive gases		
Supply pressure	max. 21 bar		
Adjustment	R10: by plastic knob with snap-lock R11: by T-handle with locknut		
Relieving function	relieving, optionally non-relieving		
Gauge port	G $\frac{1}{4}$ on both sides of the body, screw plug supplied		
Mounting position	any		
Temperature range	R10: 0 °C to 50 °C / 32 °F to 122 °F R11: 0 °C to 70 °C / 32 °F to 158 °F, for appropriately conditioned compr. air down to -30 °C / -22 °F		
Material	Body: zinc die-cast	zinc die-cast at R11	
	Spring cage: glass fibre-reinforced plastic at R10,	Inner valve: brass, optionally stainless steel	
	Elastomer: NBR/Buna-N, optionally FKM		



Dimensions			K _v -value (m ³ /h)	Flow rate		Connection thread G	Pressure range bar	Order number
A	B	C		m ³ /h*1	l/min*1			

"Midi" pressure regulator			supply pressure max. 21 bar, relieving, without pressure gauge				R10	
60	124	35	1.8	132	2200	G $\frac{1}{4}$	0.2 ... 1.8	R10-02A
							0.2 ... 4.0	R10-02B
							0.3 ... 9.0	R10-02C
							0.5 ... 17	R10-02D
60	124	35	1.9	138	2300	G $\frac{3}{8}$	0.2 ... 1.8	R10-03A
							0.2 ... 4.0	R10-03B
							0.3 ... 9.0	R10-03C
							0.5 ... 17	R10-03D
60	124	35	2.0	144	2400	G $\frac{1}{2}$	0.2 ... 1.8	R10-04A
							0.2 ... 4.0	R10-04B
							0.3 ... 9.0	R10-04C
							0.5 ... 17	R10-04D

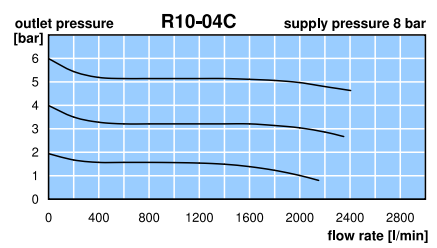
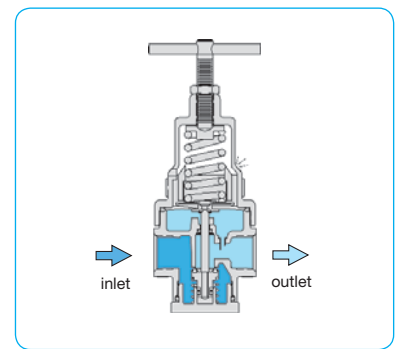
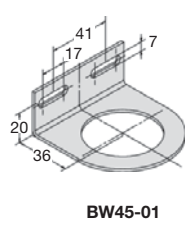
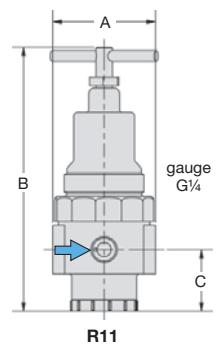
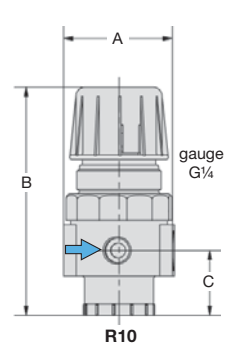


Special options, add the appropriate letter

T-handle	including locknut	R11-0..
NPT	connection thread	R1.-0..N
non-relieving	without relieving function	R1.-0..K
FKM elastomer	inner parts made of brass	R1.-0..X64
	inner parts made of stainless steel	R1.-0..X08

Accessories

pressure gauge	Ø 50 mm, 0...*2 bar, G $\frac{1}{4}$	up to 10 bar	MA5002-...*2
	Ø 50 mm, 0...25 bar, G $\frac{1}{4}$	up to 25 bar	MA5002-...25
mounting bracket	made of steel		BW45-01
mounting nut	made of plastic		M45x1,5K
	made of aluminium		M45x1,5A



*1 at 8 bar supply pressure, 6 bar outlet pressure and 1 bar pressure drop
*2 02 = 0...2.5 bar, 04 = 0...4 bar, 10 = 0...10 bar, 25 = 0...25 bar